



Date: 20.07.2023

To,
The Listing Department,
National Stock Exchange of India Limited
Exchange Plaza, C-1, Block-G
Bandra Kurla complex, Bandra-East
Mumbai-400051
Stock code: STARCEMENT

The Listing Department
BSE Limited
Phiroze Jeejeebhoy Towers
Dalal Street
Mumbai-400001
Stock code: 540575

Dear Sir(s)/Madam(s),

Sub: **Regulation 31: Shareholding Pattern for the Quarter ended 30th June, 2023**

Pursuant to Regulation 31 of SEBI (Listing Obligations and Disclosure Requirements) Regulations, 2015, please find enclosed the Shareholding Pattern for the Quarter ended 30th June, 2023.

This is for your information and record.

Thanking you,
For Star Cement Limited

DEBABRAT Digitally signed by
DEBABRATA
A THAKURTA
THAKURTA Date: 2023.07.20
17:33:14 +05'30'

Debabrata Thakurta
(Company Secretary)



Encl. As stated

STAR CEMENT LIMITED

Century House, P-15/1 CPT Colony, Taratala Road, Kolkata -700088. Email: kolkata@starcement.co.in

Registered Office & Works: Village & PO – Lumshnong, P.S. Khliehriat, District – East Jaintia Hills, Meghalaya – 793210. Phone: 03655-278215/16/18. Fax Number: 03655-278217.

Email: lumshnong@starcement.co.in. Website: www.starcement.co.in

ISO 9001:2015, ISO 14001:2015 & ISO 45001:2018 CERTIFIED COMPANY.

CIN : L26942ML2001PLC006663

Format of holding of specified securities


1. Name of Listed Entity: STAR CEMENT LIMITED (CIN:L26942ML2001PLC006663)
2. Scrip Code - Name of Scrip -,- Class of Security Equity
3. Share Holding Pattern Filed under : Reg. 31(1)(a)/Reg. 31(1)(b)/Reg. 31(1)(c)
 - a. If under 31 (1)(b) then indicate the report for Quarter ending: 30-06-2023
 - b. If under 31(1)(c) then indicate date of allotment/extinguishment

4. **Declaration** : The Listed entity is required to submit the following declaration to the extent of submission of information:-

Particulars	Yes*	No*
1 Whether the Listed Entity has issued any partly paid up shares?		No
2 Whether the Listed Entity has issued any Convertible Securities or Warrants?		No
3 Whether the Listed Entity has any shares against which depository receipts are issued?		No
4 Whether the Listed Entity has any shares in Locked-in?		No
5 Whether any shares held by promoters are pledge or otherwise encumbered?	Yes	
6 Whether company has equity shares with differential voting rights?		No
7 Whether the Listed Entity has any significant beneficial owner?	Yes	

* If the Listed Entity selects the option 'No' for the questions above, the column for the partly paid up shares, Outstanding Convertible Securities/Warrants, depository receipts, locked-in shares, No of shares pledged or otherwise encumbered by promoters, as applicable, shall not be displayed at the time of dissemination on the Stock Exchange website. Also wherever there is 'No' declared by Listed Entity in above table the values will be considered as 'Zero' by default on submission of the format of holding of specified securities.

5. The tabular format for disclosure of holding of specified securities is as follows:-



STAR CEMENT LIMITED

Table I - Summary Statement holding of specified securities as on 30-06-2023

Category (I)	Category of shareholder (II)	Nos. of shareholders (III)	No. of fully paid up equity shares held (IV)	No. of Partly paid-up equity shares held (V)	No. of shares underlying Depository Receipts (VI)	Total nos shares held (VII)=(IV)+(V)+(VI)	Shareholding as a % of total no. of shares (calculated as per SCRR, 1957) (VIII) As a % of (A+B+C2)	Number of Voting Rights held in each class of securities (IX)				No of shares Underlying outstanding convertible securities (including Warrants) (X)	Shareholding as a % assuming full conversion of convertible securities (as a percentage of diluted share capital) (XI)=(VII)+(X) As a % of (A+B+C2)	Number of Locked in shares (XII)		Number of shares pledged or otherwise encumbered (XIII)		Number of equity shares held in dematerialized form (XIV)
								No of Voting Rights			Total as a % of (A+B+C)			No. (a)	As a % of total shares held (b)	No. (a)	As a % of total shares held (b)	
								Class eg x	Class eg y	Total								
(A)	Promoter & Promoter group	49	269813611	0	0	269813611	66.7557	269813611	0	269813611	66.7557	0	66.7557	0	0.0000	8940	0.0033	269813611
(B)	Public	43822	134366806	0	0	134366806	33.2443	134366806	0	134366806	33.2443	0	33.2443	0	0.0000	NA		133870135
(C)	Non Promoter - Non Public															NA		
(C1)	Shares underlying DRs						NA									NA		
(C2)	Shares held by Employee Trusts															NA		
	Total	43871	404180417	0	0	404180417	100.0000	404180417	0	404180417	100.0000	0	100.0000	0		8940	0.0022	403683746




Table II - Statement Showing shareholding pattern of the Promoter and Promoter Group as on 30-06-2023

(1)	Category & Name of the Shareholders (I)	Entity type i.e. promoter OR promoter group entity (except promoter)	PAN	Nos. of shareholders (II)	No. of fully paid up equity shares held (IV)	Partly paid-up equity shares held (V)	Nos. of shares underlying Depository Receipts (VI)	Total nos. shares held (VII)=(IV)+(V)+(VI)	Shareholding % calculated as per SCRR, 1957) As a % of (A+B+C2) (VIII)	Number of Voting Rights held in each class of securities (IX)			Shareholding as a % assuming full conversion of convertible securities (as a percentage of diluted share capital) (XI)=(VII)+(X) As a % of A+B+C2)	Number of Locked in shares (XII)		Number of shares pledged or otherwise encumbered (XIII)		Number of equity shares held in dematerialized form (XIV)		
										No of Voting Rights				No of shares Underlying convertible securities (as a percentage of diluted share capital) (X)	No. (a)	As a % of total shares held (b)	No. (a)		As a % of total shares held (b)	
										Class x	Class y	Total								Total as a % of Total Voting rights
(a)	Individuals/Hindu undivided Family			43	223056455	0	0	223056455	55.1873	223056455	0	223056455	55.1873	0	55.1873	0	0.0000	8940	0.0040	223056455
	SAJJAN BHAJANKA	Promoter	ACAPB0486F	1	47886362	0	0	47886362	11.8478	47886362	0	47886362	11.8478	0	11.8478	0	0.0000	0	0.0000	47886362
	PREM KUMAR BHAJANKA	Promoter	ACAPB4176A	1	39535295	0	0	39535295	9.7816	39535295	0	39535295	9.7816	0	9.7816	0	0.0000	0	0.0000	39535295
	RAJENDRA CHAMARIA	Promoter	ABPPC5410Q	1	19534116	0	0	19534116	4.8330	19534116	0	19534116	4.8330	0	4.8330	0	0.0000	0	0.0000	19534116
	DIVYA AGARWAL	Promoter Group	ADDPAS347G	1	18660196	0	0	18660196	4.6168	18660196	0	18660196	4.6168	0	4.6168	0	0.0000	0	0.0000	18660196
	SANTOSH BHAJANKA	Promoter Group	ACAPB0470B	1	17788483	0	0	17788483	4.4011	17788483	0	17788483	4.4011	0	4.4011	0	0.0000	0	0.0000	17788483
	SANJAY AGARWAL	Promoter	ADDPAS363J	1	17623185	0	0	17623185	4.3602	17623185	0	17623185	4.3602	0	4.3602	0	0.0000	0	0.0000	17623185
	SACHIN CHAMARIA	Promoter Group	AEWPC9016N	1	7491941	0	0	7491941	1.8536	7491941	0	7491941	1.8536	0	1.8536	0	0.0000	0	0.0000	7491941
	YASH BALA BHAJANKA	Promoter Group	AERP81843B	1	4507778	0	0	4507778	1.1153	4507778	0	4507778	1.1153	0	1.1153	0	0.0000	0	0.0000	4507778
	RAHUL CHAMARIA	Promoter Group	AEWPC9017P	1	4097511	0	0	4097511	1.0138	4097511	0	4097511	1.0138	0	1.0138	0	0.0000	0	0.0000	4097511
	RAJESH KUMAR AGARWAL	Promoter	ACQPA7715A	1	3515625	0	0	3515625	0.8698	3515625	0	3515625	0.8698	0	0.8698	0	0.0000	0	0.0000	3515625
	LAXMI CHAMARIA	Promoter Group	ABTPC7502M	1	3452265	0	0	3452265	0.8541	3452265	0	3452265	0.8541	0	0.8541	0	0.0000	0	0.0000	3452265
	RENU CHAMARIA	Promoter Group	ABPPC5405K	1	3203146	0	0	3203146	0.7925	3203146	0	3203146	0.7925	0	0.7925	0	0.0000	0	0.0000	3203146
	HARDEO DAS KAMAKHYA																			
	PRASAD HUF	Promoter Group	AACHH2997H	1	3093580	0	0	3093580	0.7654	3093580	0	3093580	0.7654	0	0.7654	0	0.0000	0	0.0000	3093580
	KAILASH PRASAD CHAMARIA	Promoter Group	ABTPC7504P	1	2960293	0	0	2960293	0.7324	2960293	0	2960293	0.7324	0	0.7324	0	0.0000	0	0.0000	2960293
	GOURI SHANKAR KAILASH																			
	PRASAD HUF	Promoter Group	AADHG4084R	1	2808225	0	0	2808225	0.6948	2808225	0	2808225	0.6948	0	0.6948	0	0.0000	0	0.0000	2808225
	AMRITANSH CHAMARIA	Promoter Group	AEWPC9018C	1	2607800	0	0	2607800	0.6452	2607800	0	2607800	0.6452	0	0.6452	0	0.0000	0	0.0000	2607800
	BHAWNA AGARWAL	Promoter Group	ACIPA3280E	1	2281776	0	0	2281776	0.5645	2281776	0	2281776	0.5645	0	0.5645	0	0.0000	0	0.0000	2281776
	RAJENDRA UDYOG (HUF)	Promoter Group	AAHHR8713A	1	2192465	0	0	2192465	0.5424	2192465	0	2192465	0.5424	0	0.5424	0	0.0000	0	0.0000	2192465
	HARI PRASAD AGARWALA AND OTHERS	Promoter Group	AAHHH9755D	1	1681270	0	0	1681270	0.4160	1681270	0	1681270	0.4160	0	0.4160	0	0.0000	0	0.0000	1681270
	GAYATRI CHAMARIA	Promoter Group	ABTPC7508B	1	1567362	0	0	1567362	0.3878	1567362	0	1567362	0.3878	0	0.3878	0	0.0000	0	0.0000	1567362
	SNIGDHA CHAMARIA	Promoter Group	AEWPC9019D	1	1508972	0	0	1508972	0.3733	1508972	0	1508972	0.3733	0	0.3733	0	0.0000	0	0.0000	1508972
	KOMAL CHAMARIA	Promoter Group	ABTPC7505N	1	1490046	0	0	1490046	0.3687	1490046	0	1490046	0.3687	0	0.3687	0	0.0000	0	0.0000	1490046
	SONU KAJARIA	Promoter Group	ADBPP8811J	1	1326560	0	0	1326560	0.3282	1326560	0	1326560	0.3282	0	0.3282	0	0.0000	0	0.0000	1326560
	SUMITRA DEVI AGARWAL	Promoter Group	ACXPA8197K	1	1299930	0	0	1299930	0.3216	1299930	0	1299930	0.3216	0	0.3216	0	0.0000	0	0.0000	1299930
	PAYAL AGRAWAL	Promoter Group	ADBPP8610K	1	1287908	0	0	1287908	0.3186	1287908	0	1287908	0.3186	0	0.3186	0	0.0000	0	0.0000	1287908
	VINAY AND COMPANY	Promoter Group	AADHV7129J	1	1122598	0	0	1122598	0.2777	1122598	0	1122598	0.2777	0	0.2777	0	0.0000	8940	0.7964	1122598
	KAMAKHYA CHAMARIA	Promoter Group	ABTPC7503L	1	1100126	0	0	1100126	0.2722	1100126	0	1100126	0.2722	0	0.2722	0	0.0000	0	0.0000	1100126
	SHRADDHA AGARWAL	Promoter Group	AEYPA9535J	1	1089718	0	0	1089718	0.2696	1089718	0	1089718	0.2696	0	0.2696	0	0.0000	0	0.0000	1089718
	RATNA CHAMARIA	Promoter Group	ABPPC5411R	1	1040124	0	0	1040124	0.2573	1040124	0	1040124	0.2573	0	0.2573	0	0.0000	0	0.0000	1040124
	TUSHAR BHAJANKA	Promoter Group	CAXPB3396M	1	1032041	0	0	1032041	0.2553	1032041	0	1032041	0.2553	0	0.2553	0	0.0000	0	0.0000	1032041
	SUCHITA AGARWAL	Promoter Group	ACQPA5767L	1	1000000	0	0	1000000	0.2474	1000000	0	1000000	0.2474	0	0.2474	0	0.0000	0	0.0000	1000000
	SNEH LOHIA	Promoter Group	ABPPC5398H	1	982041	0	0	982041	0.2430	982041	0	982041	0.2430	0	0.2430	0	0.0000	0	0.0000	982041
	SARIKA JALAN	Promoter Group	AEXPC3236K	1	841967	0	0	841967	0.2083	841967	0	841967	0.2083	0	0.2083	0	0.0000	0	0.0000	841967
	PRAHLAD RAI CHAMARIA	Promoter Group	ABYPC6324L	1	620538	0	0	620538	0.1535	620538	0	620538	0.1535	0	0.1535	0	0.0000	0	0.0000	620538
	PRAHLAD RAI CHAMARIA (HUF)	Promoter Group	AADHG4085Q	1	400000	0	0	400000	0.0990	400000	0	400000	0.0990	0	0.0990	0	0.0000	0	0.0000	400000
	NANCY CHOUDHARY	Promoter Group	ALHPB5022B	1	164621	0	0	164621	0.0407	164621	0	164621	0.0407	0	0.0407	0	0.0000	0	0.0000	164621
	KESHAV BHAJANKA	Promoter Group	ANHPB7251L	1	158317	0	0	158317	0.0392	158317	0	158317	0.0392	0	0.0392	0	0.0000	0	0.0000	158317
	SAROJ KEJRIWAL	Promoter Group	AFTPK9056L	1	102274	0	0	102274	0.0253	102274	0	102274	0.0253	0	0.0253	0	0.0000	0	0.0000	102274
	JAGDISH PRASAD SHAH	Promoter Group	AWPCS5581J	1	0	0	0	0	0.0000	0	0	0	0.0000	0	0.0000	0	0.0000	0	0.0000	0
	AMIT AGARWAL	Promoter Group	ADLPA5157G	1	0	0	0	0	0.0000	0	0	0	0.0000	0	0.0000	0	0.0000	0	0.0000	0
	RISHI RAJ SHAH	Promoter Group	AHPPS4668E	1	0	0	0	0	0.0000	0	0	0	0.0000	0	0.0000	0	0.0000	0	0.0000	0
	PUSHPA AGARWALA	Promoter Group	ABUPA6862H	1	0	0	0	0	0.0000	0	0	0	0.0000	0	0.0000	0	0.0000	0	0.0000	0
	PRAHLAD RAI CHAMARIA(HUF)	Promoter Group	AAGHP8263A	1	0	0	0	0	0.0000	0	0	0	0.0000	0	0.0000	0	0.0000	0	0.0000	0
(b)	Central Government/State Government(s)																			
(c)	Financial Institutions/Banks																			
(d)	Any Other (specify)																			
	Bodies Corporate			6	46757156	0	0	46757156	11.5684	46757156	0	46757156	11.5684	0	11.5684	0	0.0000	0	0.0000	46757156
	BRUDHAM MERCHANTS PVT LTD	Promoter Group	A*ECB0939K	1	10130086	0	0	10130086	2.5063	10130086	0	10130086	2.5063	0	2.5063	0	0.0000	0	0.0000	10130086
	SRI RAM VANIYA PVT LTD	Promoter Group	AAECS4027N	1	9947476	0	0	9947476	2.4611	9947476	0	9947476	2.4611	0	2.4611	0	0.0000	0	0.0000	9947476
	SUMANGAL INTERNATIONAL PVT LTD	Promoter Group	AADC6896G	1	8829253	0	0	8829253	2.1845	8829253	0	8829253	2.1845	0	2.1845	0	0.0000	0	0.0000	8829253

Table II - Statement Showing shareholding pattern of the Promoter and Promoter Group as on 30-06-2023.

Category & Name of the Shareholders (i)	Entity type - promoter OR promoter group entity (except promoter) PAN (ii)	Nos. of shareholders (iii)	No. of fully paid up equity shares held (iv)	Partly paid-up equity shares held (v)	Nos. of shares underlying Depository Receipts (vi)	Total nos shares held (vii)=(iv)+(v)+(vi)	Shareholding % calculated as per SCRR, 1957) As a % of (A+B+C2) (viii)	Number of Voting Rights held in each class of securities (ix)			No of shares Underlying outstanding convertible securities (as a percentage of diluted share capital) (X) (XI)=(VII)+(X) As a % of A+B+C2)	Shareholding as a % assuming full conversion of convertible securities (as a percentage of diluted share capital) (XII) (XIII)= (VII)+(X) As a % of A+B+C2)	Number of Locked in shares (XIII)		Number of shares pledged or otherwise encumbered (XIII)		Number of equity shares held in dematerialized form (XIV)	
								No of Voting Rights					No (a)	As a % of total shares held (b)	No (a)	As a % of total shares held (b)		
								Class x	Class y	Total								
SUMANGAL BUSINESS PVT LTD	Promoter Group AAEC54489C	1	7817091	0	0	7817091	1.9341	7817091	0	7817091	1.9341	0	1.9341	0	0.0000	0	0.0000	7817091
SRI RAM MERCHANTS PVT LTD	Promoter Group AAEC55033N	1	7657056	0	0	7657056	1.8945	7657056	0	7657056	1.8945	0	1.8945	0	0.0000	0	0.0000	7657056
AUROVILLE INVESTMENTS PVT LTD	Promoter Group AACCA3690B	1	2376194	0	0	2376194	0.5879	2376194	0	2376194	0.5879	0	0.5879	0	0.0000	0	0.0000	2376194
Sub Total		49	269813611	0	0	269813611	66.7557	269813611	0	269813611	66.7557	0	66.7557	0	0.0000	8940	0.0033	269813611
(2) Foreign Individuals (Non-Resident Individuals/Foreign Individuals)												0	0.0000	0	0.0000	0	0.0000	0
(a) Government												0	0.0000	0	0.0000	0	0.0000	0
(b) Institutions												0	0.0000	0	0.0000	0	0.0000	0
(c) Foreign Portfolio Investor												0	0.0000	0	0.0000	0	0.0000	0
(d) Any Other (specify)												0	0.0000	0	0.0000	0	0.0000	0
Sub Total		0	0	0	0	0	0.0000	0	0	0	0.0000	0	0.0000	0	0.0000	0	0.0000	0
Total Shareholding of Promoter and Promoter Group (A)=(A1)+(A)2		49	269813611	0	0	269813611	66.7557	269813611	0	269813611	66.7557	0	66.7557	0	0.0000	8940	0.0033	269813611

Table III - Statement Showing shareholding pattern of the Public shareholder as on 30-06-2023

Category & Name of the Shareholders (I)	PAN (II)	Nos of shareholders (III)	No. of fully paid up equity shares held (IV)	Partly paid up equity shares held (V)	Nos of shares underlying Depository Receipts (VI)	Total nos shares held (VII)=(IV)+(V)+(VI)	Shareholding % calculated as per SCRR 1957) As a % of (A+B+C2) (VIII)	Number of Voting Rights held in each class of securities (IX)			Total Shareholding as a % assuming full conversion of convertible securities (as a percentage of diluted share capital) (XI)=(VII)+(X) As a % of A+B+C2)	Number of Locked in shares (XII)		Number of shares pledged or otherwise encumbered (XIII)		Sub-categorization of shares (XV) Shareholding (No of shares) under					
								No of Voting Rights		No of shares Underlying outstanding convertible securities (including Warrants) (X)		No. (Not applicable) (a)	As a % of total shares held (b)	As a % of total shares held (Not applicable) (b)	Number of equity shares held in dematerialized form (XIV)	Sub-Category (i)	Sub-Category (ii)	Sub-Category (iii)			
								Class x	Class y										Total	No. (a)	As a % of total shares held (b)
(1) Institutions (Domestic)																					
(a) Mutual Funds		3	24074346	0	0	24074346	5.9563	24074346	0	24074346	5.9563	0	0.0000	NA		24074346	0	0	0		
SBI FLEXICAP FUND	AABTS6407Q	3	24073121	0	0	24073121	5.9560	24073121	0	24073121	5.9560	0	0.0000	NA		24073121	0	0	0		
(b) Venture Capital Funds																					
(c) Alternate Investment Funds		2	1100000	0	0	1100000	0.2722	1100000	0	1100000	0.2722	0	0.0000	NA		1100000	0	0	0		
(d) Banks																					
(e) Insurance Companies																					
(f) Provident Funds / Pension Funds																					
(g) Asset Reconstruction Companies																					
(h) Sovereign Wealth Funds																					
(i) NBFCs Registered with RBI		2	77228	0	0	77228	0.0191	77228	0	77228	0.0191	0	0.0000	NA		77228	0	0	0		
(j) Other Financial institutions																					
(k) Any Other (specify)																					
Sub Total		7	25251574	0	0	25251574	6.2476	25251574	0	25251574	6.2476	0	0.0000	NA		25251574	0	0	0		
(2) Institutions (Foreign)																					
(a) Foreign Direct Investment																					
(b) Foreign Venture Capital Investors																					
(c) Sovereign Wealth Funds																					
(d) Foreign Portfolio Investors Category I		51	2780392	0	0	2780392	0.6879	2780392	0	2780392	0.6879	0	0.0000	NA		2780392	0	0	0		
(e) Foreign Portfolio Investors Category II																					
(f) Overseas Depositories (holding DRs) (balancing figure)																					
(g) Any Other (specify)																					
Sub Total		51	2780392	0	0	2780392	0.6879	2780392	0	2780392	0.6879	0	0.0000	NA		2780392	0	0	0		
(3) Central Government / State Government(s)																					
(a) Central Government / President of India																					
(b) State Government / Governor																					
(c) Shareholding by Companies or Bodies Corporate where Central/State Government is a promoter																					
Sub Total		0	0	0	0	0	0.0000	0	0	0	0.0000	0	0.0000	NA		0	0	0	0		
(4) Non-Institutions																					
(a) Associate Companies / Subsidiaries																					


STAR CEMENT LIMITED

Table III - Statement Showing shareholding pattern of the Public shareholder as on 30-06-2023

Category & Name of the Shareholders (I)	PAN (II)	Nos. of shareholders (III)	No. of fully paid up equity shares held (IV)	Party paid up equity shares held (V)	Nos. of shares underlying Depository Receipts (VI)	Total nos shares held (VII)=(IV)+(V)+(VI)	Shareholding % calculated as per SCRR, 1957 As a % of (A+B+C2) (VIII)	Number of Voting Rights held in each class of securities (IX)			No of shares Underlying outstanding convertible securities (including Warrants) (X)	Total Shareholding as a % assuming full conversion of convertible securities (as a percentage of diluted share capital) (XI)=(VII)+(X) As a % of A+B+C2)	Number of Locked in shares (XII)		Number of shares pledged or otherwise encumbered (XIII)		Sub-categorization of shares (XV) Shareholding (No of shares) under				
								No of Voting Rights					Total as a % of Total Voting rights	No. (a)	As a % of total shares held (b)	No. (Not applicable) (a)	As a % of total shares held (Not applicable) (b)	Number of equity shares held in dematerialized form (XIV)	Sub-Category (i)	Sub-Category (ii)	Sub-Category (iii)
								Class x	Class y	Total											
(b) Directors and their relatives (excluding independent directors and nominee directors)		4	18000669	0	0	18000669	4.4536	18000669	0	18000669	4.4536	0	0.0000	NA	18000669	0	0	0			
BRIJ BHUSAN AGARWAL & SONS	AADHB1459B	1	11364580	0	0	11364580	2.8118	11364580	0	11364580	2.8118	0	0.0000	NA	11364580	0	0	0			
MAHABIR PRASAD AGARWAL & SONS	AAEHM4050J	2	4978814	0	0	4978814	1.2318	4978814	0	4978814	1.2318	0	0.0000	NA	4978814	0	0	0			
(c) Key Managerial Personnel		1	507	0	0	507	0.0001	507	0	507	0.0001	0	0.0000	NA	507	0	0	0			
(d) Relatives of Promoters (other than immediate relatives of promoters disclosed under Promoter and Promoter Group category)																					
(e) Trusts where any person belonging to Promoter and Promoter Group category is trustee, beneficiary or author of the trust																					
(f) Investor Education and Protection Fund Authority		1	199294	0	0	199294	0.0493	199294	0	199294	0.0493	0	0.0000	NA	199294	0	0	0			
(g) Resident individuals holding nominal share capital upto Rs.2 lakhs		41830	15437155	0	0	15437155	3.8194	15437155	0	15437155	3.8194	0	0.0000	NA	14944474	0	0	0			
(h) Resident individuals holding nominal share capital in excess of Rs.2 lakhs		10	10313067	0	0	10313067	2.5516	10313067	0	10313067	2.5516	0	0.0000	NA	10313067	0	0	0			
(i) Non Resident Indians (NRIs)		874	1646968	0	0	1646968	0.4075	1646968	0	1646968	0.4075	0	0.0000	NA	1646968	0	0	0			
(j) Foreign National																					
(k) Foreign Company / OCB																					
(l) Bodies Corporate		257	22390829	0	0	22390829	5.5398	22390829	0	22390829	5.5398	0	0.0000	NA	22386839	0	0	0			
SUBHAM CAPITAL PRIVATE LIMITED	AAECS8331F	1	13463540	0	0	13463540	3.3311	13463540	0	13463540	3.3311	0	0.0000	NA	13463540	0	0	0			
(m) Any Other (specify)																					
Domestic Corporate Unclaimed Shares Account		1	23940	0	0	23940	0.0059	23940	0	23940	0.0059	0	0.0000	NA	23940	0	0	0			
Trusts		4	37101855	0	0	37101855	9.1795	37101855	0	37101855	9.1795	0	0.0000	NA	37101855	0	0	0			
MAHABIR PRASAD AGARWAL	AAGTM3743A	2	17961414	0	0	17961414	4.4439	17961414	0	17961414	4.4439	0	0.0000	NA	17961414	0	0	0			
MAHABIR PRASAD AGARWAL	AAAYS2492L	2	17951414	0	0	17951414	4.4414	17951414	0	17951414	4.4414	0	0.0000	NA	17951414	0	0	0			
Resident Individual (HUF)		760	1022395	0	0	1022395	0.2530	1022395	0	1022395	0.2530	0	0.0000	NA	1022395	0	0	0			
Cleaning Member		22	198161	0	0	198161	0.0490	198161	0	198161	0.0490	0	0.0000	NA	198161	0	0	0			
Sub Total		43764	106334840	0	0	106334840	26.3088	106334840	0	106334840	26.3088	0	0.0000	NA	105838169	0	0	0			
Total Public Shareholding (B)=(B)(1)+(B)(2)+(B)(3)		43822	134366806	0	0	134366806	33.2443	134366806	0	134366806	33.2443	0	0.0000	NA	133870135	0	0	0			

Details of the shareholders acting as persons in Concert


STAR CEMENT LIMITED																																																				
Table III - Statement Showing shareholding pattern of the Public shareholder as on 30-06-2023																																																				
Sl No	Category & Name of the Shareholders (I)	PAN (II) PAN	Nos. of shareholders (III) Shares	No. of fully paid up equity shares held (IV)	Partly paid up equity shares held (V)	Nos. of shares underlying Depository Receipts (VI)	Total nos. shares held (VII)=(IV)+(V)+(VI)	Shareholding % calculated as per SCRR, 1957) As a % of (A+B+C2) (VIII)	Number of Voting Rights held in each class of securities (IX)			Total as a % of Total Voting rights (X)	No of shares Underlying outstanding convertible securities (including Warrants) (X)	Total Shareholding as a % assuming full conversion of convertible securities (as a percentage of diluted share capital) (XI)=(VII)+(X) As a % of A+B+C2)	Number of Locked in shares (XII)		Number of shares pledged or otherwise encumbered (XIII)	Number of equity shares held in dematerialized form (XIV)	Sub-categorization of shares (XV) Shareholding (No of shares) under																																	
									Class x	Class y	Total				No. (a)	As a % of total shares held (b)			No. (Not applicable) (a)	As a % of total shares held (Not applicable) (b)	Sub-Category (i)	Sub-Category (ii)	Sub-Category (iii)																													
																								No. (a)	As a % of total shares held (b)	No. (Not applicable) (a)	As a % of total shares held (Not applicable) (b)	Sub-Category (i)	Sub-Category (ii)	Sub-Category (iii)																						
	NIL																																																			
	NO OF SHARES HELD IN UNCLAIMED SUSPENSE A/C IS 23940																																																			
	NO OF SHAREHOLDER(S) IS/ARE 9																																																			



STAR CEMENT LIMITED

Table IV - Statement Showing shareholding pattern of the Non Promoter - Non Public shareholder as on 30-06-2023

Category & Name of the Shareholders (I)	PAN (II)	No of shareholders (III)	No. of fully paid up equity shares held (IV)	Partly paid-up equity shares held (V)	Nos. of shares underlying Depository Receipts (VI)	Total nos shares held (VII)=(IV) + (V)+(VI)	Shareholding % calculated as per SCRR, 1957) As a % of (A+B+C2) (VIII)	Number of Voting Rights held in each class of securities (IX)			Total as a % of Total Voting rights (X)	Total Shareholding as a % assuming full conversion of convertible securities (as a percentage of diluted share capital) (XI)=(VII)+(X) As a % of A+B+C2)	Number of Locked in shares (XII)		Number of shares pledged or otherwise encumbered (XIII)		Number of equity shares held in dematerialized form (XIV)	
								No of Voting Rights					No. (a)	As a % of total shares held (b)	No. (Not applicable) (a)	As a % of total shares held (b)		
								Class x	Class y	Total								
(1) Custodian / DR Holder																		
(2) Employee Benefit Trust/Employee Welfare Trust under SEBI (Share based Employee Benefits and Sweat Equity) Regulations, 2021																		
Total Non Promoter - Non Public Shareholding (C)=(C)(1)+(C)(2)			0	0	0	0	0.0000	0	0	0	0.0000	0	0.0000	0	0.0000	NA	NA	0



STAR CEMENT LIMITED

Table VI - Statement showing foreign ownership limits as on 30-06-2023

	Board approved limits	Limits utilized
As on shareholding date	100.00	1.10
As on 31-03-2023	100.00	1.05
As on 31-12-2022	100.00	0.91
As on 30-09-2022	100.00	0.65
As on 30-06-2022	100.00	0.54


Notes :-

1) "Approved Limits (%)" means the limit approved by Board of Directors / shareholders of the Listed entity. In case the listed entity has no Board approved limit, provide details of sectoral / statutory cap prescribed by Government / Regulatory Authorities

2) Details of Foreign ownership includes foreign ownership / investments as specified in Rule 2(s) of the Foreign Exchange Management (Non-debt Instruments) Rules, 2019, made under the Foreign Exchange Management Act, 1999.



Annexure												
Table V - Statement showing details of significant beneficial owners (SBOs)												
Details of the (SBO)			Details of the registered owner			Details of holding / exercise of right of the SBO in the reporting company, whether direct or indirect:					Date of creation / acquisition of significant beneficial interest	
Sr No	(I)		Nationality	(II)		Shares (%)	Voting rights (%)	(III)			(IV)	
	Name	PAN / Passport No. in case of a foreign national		Name	PAN / Passport No. in case of a foreign national			Nationality	Rights on distributable dividend or any other distribution (%)	Exercise of control		Exercise of significant influence
1	Mr. Sajjan Bhajanka	ACAPB0486F	Indian	M/s Sri Ram Vanijya Pvt Ltd	AAECS4027N	Indian	2.46			Yes	Yes	29-11-2019
2	Mr. Sajjan Bhajanka	ACAPB0486F	Indian	M/s Sri Ram Merchants Pvt Ltd	AAECS5033N	Indian	1.89			Yes	Yes	26-11-2019
3	Mr. Sanjay Agarwal	ADDP A5363J	Indian	M/s Auroville Investments Pvt Ltd	AACCA3690B	Indian	0.59			Yes	Yes	08-04-2017
4	Mr. Sanjay Agarwal	ADDP A5363J	Indian	M/s Sumangal Business Pvt Ltd	AAECS4489C	Indian	1.93			Yes	Yes	06-12-2019
Notes:												
1 Mr. Sajjan Bhajanka is holding directly 11.85 % of shares along with 5 nos. of persons acting together holding 5.35 % of shares of Reporting Company.												
2 Mr. Sanjay Agarwal is holding directly 4.36 % of shares along with 1 person (holding 4.62 % of shares in Reporting Company) and 1 Body Corporate (holding 2.18 % of shares in Reporting Company)												



STAR CEMENT LIMITED				
Distribution Schedule as on 30-06-2023				
Share Holding	No of Holders	% age	No of Shares	% age
Upto 50	23186	52.8588	372601	0.0922
51 to 100	6730	15.3429	588600	0.1456
101 to 150	2296	5.2344	299828	0.0742
151 to 250	3189	7.2702	651879	0.1613
251 to 500	3698	8.4306	1406806	0.3481
501 to 5000	4084	9.3106	6368862	1.5757
Above 5000	681	1.5525	394491841	97.6029
Grand Total	43864	100.0000	404180417	100.0000
Distribution Schedule as on 30-06-2023				
Share Holding	No of Holders	% age	No of Shares	% age
Upto 500	39099	89.1369	3319714	0.8213
501 to 1000	2101	4.7898	1708909	0.4228
1001 to 2000	1134	2.5853	1741045	0.4308
2001 to 3000	398	0.9073	1033905	0.2558
3001 to 4000	248	0.5654	919923	0.2276
4001 to 5000	203	0.4628	965080	0.2388
5001 to 10000	293	0.6680	2214051	0.5478
Above 10000	388	0.8846	392277790	97.0551
Grand Total	43864	100.0000	404180417	100.0000
Distribution Schedule as on 30-06-2023				
Notional Value of (Rs.)	No of Holders	% age	Amount (Rs.)	% age
Upto 5000	43183	98.4475	9688576	2.3971
5001 to 10000	293	0.6680	2214051	0.5478
10001 to 20000	171	0.3898	2548206	0.6305
20001 to 30000	59	0.1345	1493386	0.3695
30001 to 40000	23	0.0524	809502	0.2004
40001 to 50000	18	0.0410	803469	0.1988
50001 to 100000	29	0.0661	2313977	0.5725
Above 100000	88	0.2006	384308650	95.0835
Grand Total	43864	100.0000	404180417	100.0000



STAR CEMENT LIMITED						
Shareholding Summary as on 30-06-2023						
Form	As per Folio/Client Id				As per PAN	
	No of Records	% to Total Records	No of Shares	% to Total Shares	No of Records	No of Shares
PHYSICAL	158	0.3546	496671	0.1229	127	496671
NSDL	16503	37.0388	390424599	96.5966	16313	390424599
CDSL	27895	62.6066	13259147	3.2805	27667	13259147
TOTAL	44556	100.0000	404180417	100.0000	44107	404180417

